

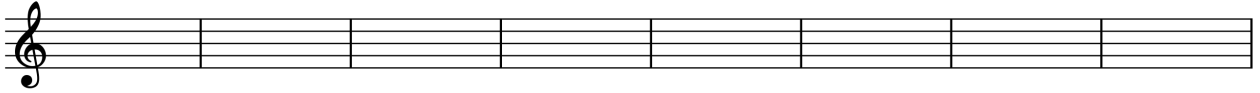


# 樂理初階 工作紙



## 單元二：譜號 (Clefs)

---



1. 試寫出高音譜號 (Treble Clef)



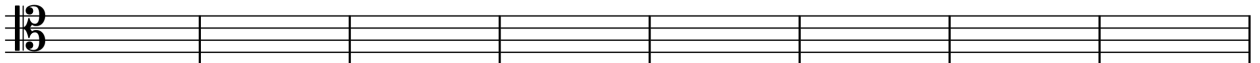
2. 試寫出低音譜號 (Bass Clef)



3. 試寫出中音譜號 (Alto Clef)















4. 試寫出次中音譜號 (Tenor Clef)



# 單元三：拍子時值 (Time Values)




---

寫出以下音符之中文及英文名稱。

音符	中文名稱	英文名稱	音符	中文名稱	英文名稱
					
					
					
					
					
					

# 單元四：拍子記號 (Time Signatures)

寫出以下拍子記號的意思，然後寫出相關的拍子時值 (以拍為單位)。

	拍子記號的意思	相關之拍子時值
1.	 <p>一個小節內有 ..... 拍 ..... 分音符為一拍</p>	<p>○ = ..... 拍    ♩. = ..... 拍</p> <p>♩. = ..... 拍    ♩ = ..... 拍</p> <p>♩ = ..... 拍    ♪ = ..... 拍</p>
2.	 <p>一個小節內有 ..... 拍 ..... 分音符為一拍</p>	<p>○ = ..... 拍    ♩. = ..... 拍</p> <p>♩. = ..... 拍    ♩ = ..... 拍</p> <p>♩ = ..... 拍    ♪ = ..... 拍</p>
3.	 <p>一個小節內有 ..... 拍 ..... 分音符為一拍</p>	<p>○ = ..... 拍    ♩. = ..... 拍</p> <p>♩. = ..... 拍    ♩ = ..... 拍</p> <p>♩ = ..... 拍    ♪ = ..... 拍</p>

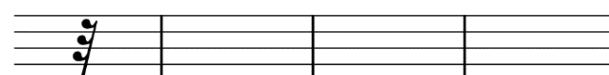






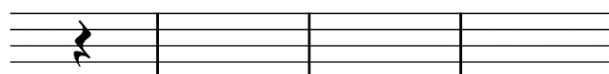





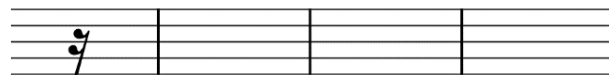
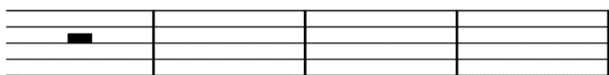
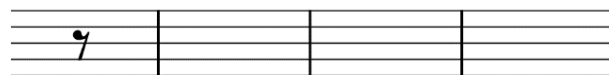
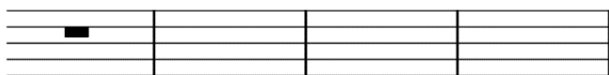
試圈出屬於單拍子之拍子記號。

3      6      4      9      2      12      6      3  
2      8      2      4      4      16      16      8

# 單元六：休止符 (Rests)

---

寫出以下休止符。



## 單元八：音量 (Dynamics)

---

以「>」或「<」符號，比較下列強弱符號的程度。

1.            mf < f

2.            p        pp

3.            ff        mf

4.            p        mp

5.            mp        mf

6.            ff        f

7.            mp        pp

8.            p        mf

9.            mf        p

10.           pp        ppp

## 單元十：音名 (Letter Names)

---

寫出下列音符之音名。

.....

.....

.....